



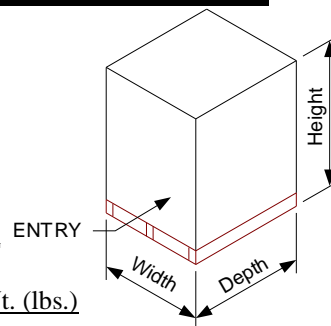
## SELECTIVE RACK DATA SHEET

**CUSTOMER:** \_\_\_\_\_  
**PROJECT NO.:** \_\_\_\_\_

**DATE:** \_\_\_\_\_  
**BY:** \_\_\_\_\_

**MANUFACTURER:** \_\_\_\_\_

**VERTICAL COMPONENTS TYPE:**  Roll Formed  Structural



**LOAD/PALLET INFORMATION (As Stored in Rack)**

- |                             | <u>Depth (In.)</u>   | <u>Width (In.)</u> | <u>Height (In.)</u>       | <u>Max.Wt. (lbs.)</u>   | <u>Ave. Wt. (lbs.)</u> |
|-----------------------------|--|--------------------|---------------------------|-------------------------|------------------------|
| • Pallet:                   | _____  | _____              | _____                     |                         |                        |
| • Load:                     | _____  | _____              | _____                     |                         |                        |
| • Pallet & Load             | _____  | _____              | _____                     |                         |                        |
| • Do loads bow outward?     | <input type="checkbox"/> Yes <input type="checkbox"/> No If yes, include amount in values above. |                    |                           |                         |                        |
| • Pallet Type:              | _____  |                    | # of Bottom Boards: _____ | Pallet Condition: _____ |                        |
| • Pallet Material Type:     | _____  |                    |                           |                         |                        |
| • Are loads stable?         | <input type="checkbox"/> Yes <input type="checkbox"/> No   |                    |                           |                         |                        |
| • Are loads stretchwrapped? | <input type="checkbox"/> Yes <input type="checkbox"/> No   |                    |                           |                         |                        |

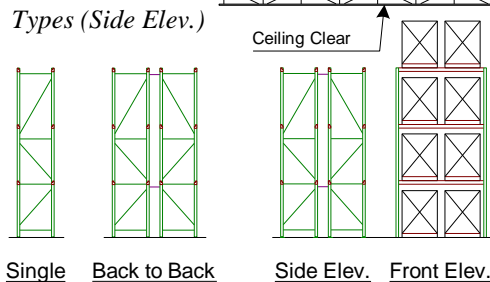
**FORK TRUCK INFORMATION**

- Aisle Width Required: \_\_\_\_\_ Inches
- Maximum Lift: \_\_\_\_\_ Inches      Height Overhead Guard \_\_\_\_\_ Inches
- Truck Type:  Counter Balance  Reach  Narrow Aisle  Other: \_\_\_\_\_
- Truck Manufacturer: \_\_\_\_\_      Model Number: \_\_\_\_\_
- Mast Width: \_\_\_\_\_      Out/Out Body or Outriggers \_\_\_\_\_

**RACK INFORMATION**

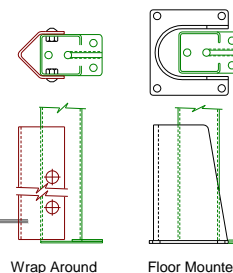
- Beam Type:  Roll Formed  Structural
- Beam Length: \_\_\_\_\_ Inches      Tunnel Beam Length: \_\_\_\_\_ Inches
- Number of Beam Levels: \_\_\_\_\_
- Is 1<sup>st</sup> Load On Floor?  Yes  No
- Configuration:

Type	Loads Wide	Qty of Bays/Row	Qty of Rows	
_____	_____	_____	_____	
_____	_____	_____	_____	
_____	_____	_____	_____	
_____	_____	_____	_____	
_____	_____	_____	_____	
_____	_____	_____	_____	



**OPTIONS**

- Cross Bars
- Wire Deck
- Column Protector      Type: \_\_\_\_\_
- Reinforced Column(s)      Height: \_\_\_\_\_
- HD Horizontal
- Special Color (Paint chip required or Shermin Williams paint no.)



**MISC.:** In-Rack Sprinklers (Y/N): \_\_\_\_\_      If yes, Location(s): \_\_\_\_\_  
 - Supplier: \_\_\_\_\_      Contact Name/Tele.: \_\_\_\_\_  
 Clear Ceiling Height: \_\_\_\_\_      Seismic Zone: \_\_\_\_\_